名　　称	材　　料	数量	图　　号	附　　注
基座 Housing	Nylon 66 UL94V-0	1	LHE\GC-22	White(白色)
针 Wafer	黄铜镀锡 Brass Tin	N		

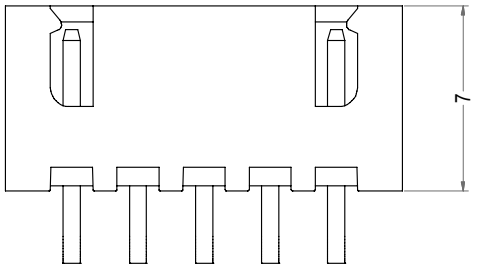

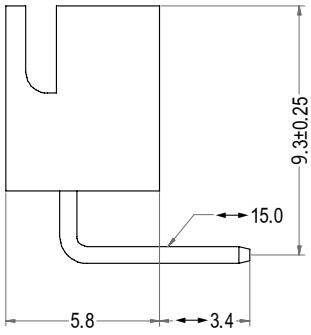

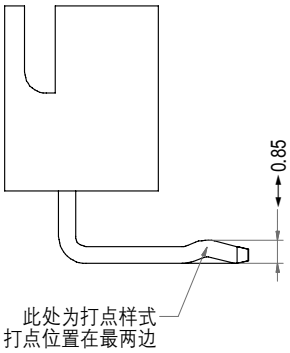

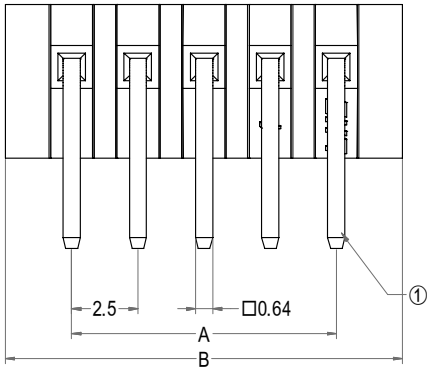

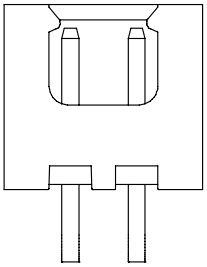

2P

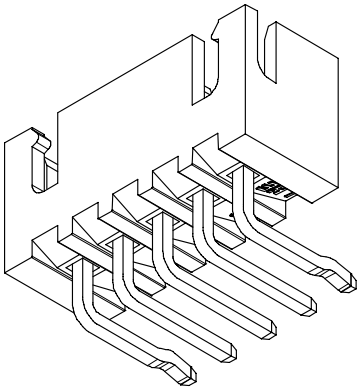

3D图示(打点样式)

Poles	Part No.1	Description 1	Part No.2	Description 2	DIM=A	DIM=B
2	A2501-WRC02-K	XH-2AWG打点	A2501-WRC02	XH-2AWG	2.50	7.50
3	A2501-WRC03-K	XH-3AWG打点	A2501-WRC03	XH-3AWG	5.00	10.00
4	A2501-WRC04-K	XH-4AWG打点	A2501-WRC04	XH-4AWG	7.50	12.50
5	A2501-WRC05-K	XH-5AWG打点	A2501-WRC05	XH-5AWG	10.00	15.00
6	A2501-WRC06-K	XH-6AWG打点	A2501-WRC06	XH-6AWG	12.50	17.50
7	A2501-WRC07-K	XH-7AWG打点	A2501-WRC07	XH-7AWG	15.00	20.00
8	A2501-WRC08-K	XH-8AWG打点	A2501-WRC08	XH-8AWG	17.50	22.50
9	A2501-WRC09-K	XH-9AWG打点	A2501-WRC09	XH-9AWG	20.00	25.00
10	A2501-WRC10-K	XH-10AWG打点	A2501-WRC10	XH-10AWG	22.50	27.50
--	-- --	-- --	-- --	-- --	--	--
19	A2501-WRC19-K	XH-19AWG打点	A2501-WRC19	XH-19AWG	45.00	50.00
20	A2501-WRC20-K	XH-20AWG打点	A2501-WRC20	XH-20AWG	47.50	52.50

浙江联和电子有限公司

品名	XH-AWG	比例	7 : 2
料号	A2501-WRC	未注公差(mm)	
图号	LHE\GC-22	>0~3	±0.12
材料	Nylon 66 UL94V-0	>3~18	±0.15
制图	王天 2024-04-08	>18~50	±0.3
审核	天琴 2024-04-08	>50~120	±0.5
批准	季育文 2024-04-08	X°	±3°
视角		X.X°	±0.5°