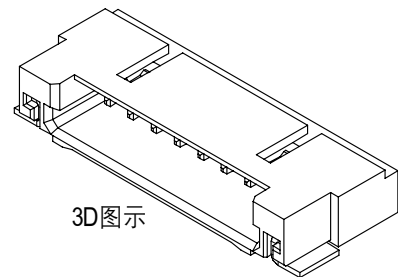
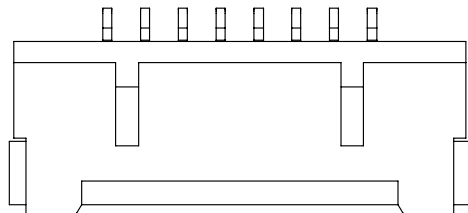
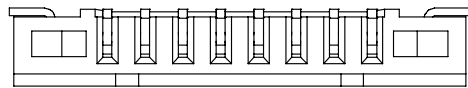
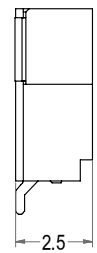
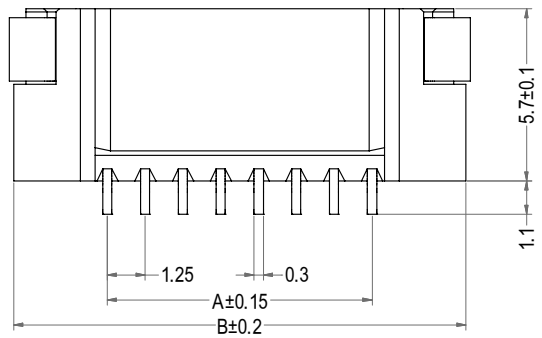
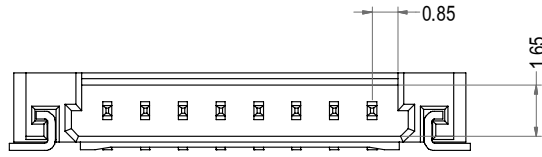


# DF14型连接器承认书图面



6	5	4	3	2	1
名称	材料	数量	图号	附注	
基座 Housing	LCP	1	LHE\GC-9	本色	REV
插片 PIN	磷铜镀锡 Phosphor Bronze Tin	N			修订记录
焊片 Solder	磷铜镀锡 Phosphor Bronze Tin	2			修订人
					修订日期
					A/1
					修订B尺寸
					YF
					2024/3/5



Poles	Part No.	Description	DIM=A	DIM=B
2	A1252-SR02	DF14-2AWB	1.25	7.45
3	A1252-SR03	DF14-3AWB	2.50	8.70
4	A1252-SR04	DF14-4AWB	3.75	9.95
5	A1252-SR05	DF14-5AWB	5.00	11.20
6	A1252-SR06	DF14-6AWB	6.25	12.45
7	A1252-SR07	DF14-7AWB	7.50	13.70
8	A1252-SR08	DF14-8AWB	8.75	14.95
9	A1252-SR09	DF14-9AWB	10.00	16.20
10	A1252-SR10	DF14-10AWB	11.25	17.45
11	A1252-SR11	DF14-11AWB	12.50	18.70
12	A1252-SR12	DF14-12AWB	13.75	19.95
13	A1252-SR13	DF14-13AWB	15.00	21.20
14	A1252-SR14	DF14-14AWB	16.25	22.45
15	A1252-SR15	DF14-15AWB	17.50	23.70
--	---	---	--	--
28	A1252-SR28	DF14-28AWB	33.75	39.95
29	A1252-SR29	DF14-29AWB	35.00	41.20
30	A1252-SR30	DF14-30AWB	36.25	42.45

<b>LHE® 浙江联和电子有限公司</b>			
品名	DF14-AWB(80)	比例	4:1
料号	A1252-SR	未注公差(mm)	
图号	LHE\GC-9	>0~3	±0.12
材料	LCP	>3~18	±0.15
制图	王天 2024-03-05	>18~50	±0.3
审核	天琴 2024-03-05	>50~120	±0.5
批准	李育文 2024-03-05	X°	±3°
视角		X.X°	±0.5°