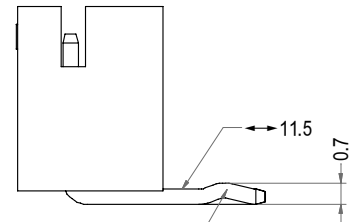
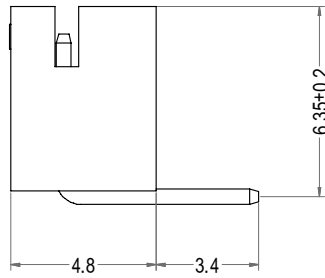
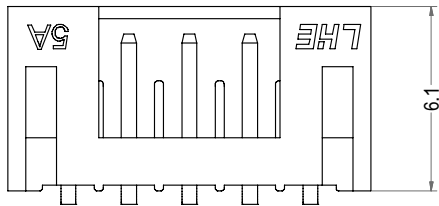


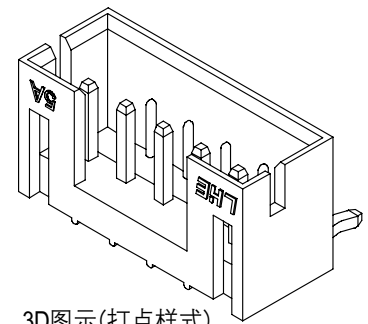
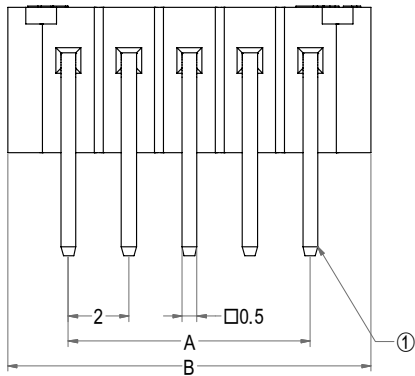
PH型连接器承认书图面



6	5	4	3	2	1
名称	材料	数量	图号	附注	
基座 Housing	Nylon 66 UL94V-0	1	LHE\GC-14	White(白色)	
针 Wafer	黄铜镀锡 Brass Tin	N			



此处为打点样式
打点位置在最两边



3D图示(打点样式)

Poles	Part No.1	Description 1	Part No.2	Description 2	DIM=A	DIM=B
2	A2001-WR02-K	PH-2AW打点	A2001-WR02	PH-2AW	2.00	6.00
3	A2001-WR03-K	PH-3AW打点	A2001-WR03	PH-3AW	4.00	8.00
4	A2001-WR04-K	PH-4AW打点	A2001-WR04	PH-4AW	6.00	10.00
5	A2001-WR05-K	PH-5AW打点	A2001-WR05	PH-5AW	8.00	12.00
6	A2001-WR06-K	PH-6AW打点	A2001-WR06	PH-6AW	10.00	14.00
7	A2001-WR07-K	PH-7AW打点	A2001-WR07	PH-7AW	12.00	16.00
8	A2001-WR08-K	PH-8AW打点	A2001-WR08	PH-8AW	14.00	18.00
9	A2001-WR09-K	PH-9AW打点	A2001-WR09	PH-9AW	16.00	20.00
10	A2001-WR10-K	PH-10AW打点	A2001-WR10	PH-10AW	18.00	22.00
11	A2001-WR11-K	PH-11AW打点	A2001-WR11	PH-11AW	20.00	24.00
12	A2001-WR12-K	PH-12AW打点	A2001-WR12	PH-12AW	22.00	26.00
13	A2001-WR13-K	PH-13AW打点	A2001-WR13	PH-13AW	24.00	28.00
14	A2001-WR14-K	PH-14AW打点	A2001-WR14	PH-14AW	26.00	30.00
15	A2001-WR15-K	PH-15AW打点	A2001-WR15	PH-15AW	28.00	32.00
16	A2001-WR16-K	PH-16AW打点	A2001-WR16	PH-16AW	30.00	34.00
17	A2001-WR17-K	PH-17AW打点	A2001-WR17	PH-17AW	32.00	36.00
18	A2001-WR18-K	PH-18AW打点	A2001-WR18	PH-18AW	34.00	38.00
19	A2001-WR19-K	PH-19AW打点	A2001-WR19	PH-19AW	36.00	40.00
20	A2001-WR20-K	PH-20AW打点	A2001-WR20	PH-20AW	38.00	42.00

LHE® 浙江联和电子有限公司			
品名	PH-AW	比例	4:1
料号	A2001-WR	未注公差(mm)	
图号	LHE\GC-14	>0~3	±0.12
材料	Nylon 66 UL94V-0	>3~18	±0.15
制图	王天 2024-05-10	>18~50	±0.3
审核	天琴 2024-05-10	>50~120	±0.5
批准	季育文 2024-05-10	X°	±3°
视角		X.X°	±0.5°