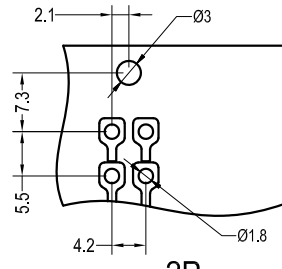
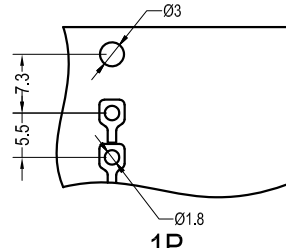
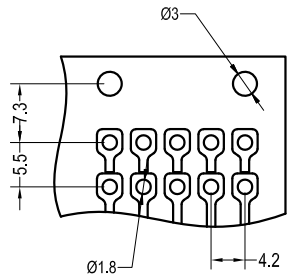
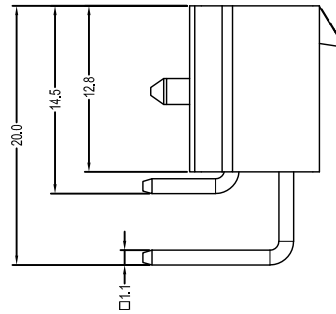
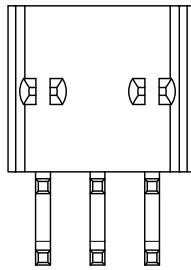
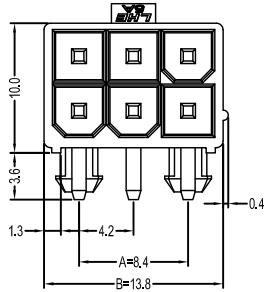


# 5569型连接器承认图面

REV	SYM	REVISION RECORD	DR.	APPR.	DATE
A/0		原始版本			A/0
A/1		Part NO. 由04202改为A4201			2017.10.22



PCB Layout

Poles	Part No.		Dimensions mm	
			A	B
2	A4201-WRB01X2	5569-2X1AWL		5.40
4	A4201-WRB02X2	5569-2X2AWL	4.20	9.60
6	A4201-WRB03X2	5569-2X3AWL	8.40	13.80
8	A4201-WRB04X2	5569-2X4AWL	12.60	18.00
10	A4201-WRB05X2	5569-2X5AWL	16.80	22.20
12	A4201-WRB06X2	5569-2X6AWL	21.00	26.40
14	A4201-WRB07X2	5569-2X7AWL	25.20	30.60
16	A4201-WRB08X2	5569-2X8AWL	29.40	34.80
18	A4201-WRB09X2	5569-2X9AWL	33.60	39.00
20	A4201-WRB10X2	5569-2X10AWL	37.80	43.20
22	A4201-WRB11X2	5569-2X11AWL	42.00	47.40
24	A4201-WRB12X2	5569-2X12AWL	46.20	51.60

2	Wafer 针	Brass Tin 黄铜镀锡	3						
1	Housing 基座	PA66 (UL94V-0/V-2)	1	White (白色)					
序号	图号	名称	材料	数量	附注				
未注公差		<b>LHE</b> ® 浙江联和电子有限公司 ZHEJIANG LIANHE ELECTRONICS CO., LTD							
X.° ±3° X.X° ±0.5°									
>0-3	>3-18	>18-50	>50-120	单位	比例	Design Units	SIZE	页码	
±0.12	±0.15	±0.3	±0.5	MM Only	—	METRIC	A4		
制作	审核	批准	材料	图号	Part No				
			见图解	品名	5569-2X3AWL				

旧底图总号

底图总号

签字

日期